

## 2018 CUB SCOUTS WINTER CAMP INFORMATION



**Welcome to the wonderful world of Winter Camp at Camp Sheppard! This guide is designed to answer many of your questions about camp. For additional information, contact the following:**

**Reservation Information:**

Chief Seattle Council Camping Department  
3120 Rainier Ave. S.  
Seattle, WA 98144  
206-725-0361 or [campingdept@seattlebsa.org](mailto:campingdept@seattlebsa.org)

**Program and Facilities:**

Camp Sheppard  
65301 SR 410  
Greenwater, WA 98022  
Dale Wills, Director at 360-663-2223 or [dwills@seattlebsa.org](mailto:dwills@seattlebsa.org)

**Road Conditions:**

For Highway 410 condition updates, go our website at [seattlebsa.org/camp-sheppard](http://seattlebsa.org/camp-sheppard).

**Council Website:** [seattlebsa.org](http://seattlebsa.org)



# BEFORE YOU ARRIVE



## Reservations

Reservations are made on a first come, first served basis. Full payment is due upon registration. You can mail in your reservation form and fees or reserve by phone at 206-725-0361. Phone transactions carry a 2% service charge. Packs can register as a group with one camp coordinator or by individual family. Either way the pack will be assigned to the same cabin(s). Unless your pack has bought out a cabin, they may share a cabin with other packs.

### FEE SCHEDULE:

OPTIONS	NIGHTS	SCOUTS	ADULTS
PLAN A	2	\$110	\$110
PLAN B	1	\$100	\$100
CABIN BUY OUT 24 spots only	2	\$110	\$110

### Cabin Buy Out

Each cabin holds a maximum of 24 participants. Packs that would like to be guaranteed their own cabin can opt to “buy out” an entire cabin, which would cost \$2,640 (24 spot maximum X \$110). Female leaders are housed in a separate cabin and are not included in this count. There are no refunds for less than 24 participants.

## Refund Policy

No refunds are given except in the following circumstances:

- There is a death, accident or serious illness in the immediate family up to 50% refund (doctor’s confirmation required)
- Scout or adult becomes ill and is unable to attend camp up to 50% refund (doctor’s confirmation required)

Refunds DO NOT include:

- Conflicts between camp and activities such as family vacations, sports, school activities or band trips.
- Scout Bucks, Camperships, or any other Council credit.

### Refund Requests

All refunds are not automatic and must be requested in writing. To request a refund, please email the Camping Department at [campingdept@seattlebsa.org](mailto:campingdept@seattlebsa.org). Include the reason for the withdrawal, the unit number, camp and session and participant’s name.

REFUND REQUESTS MUST BE MADE UP TO A WEEK AFTER YOUR SESSION

## Insurance

Chief Seattle Council provides accident insurance for its units. Out of council units must have proof of insurance, which should be provided by their council.

## Medical Forms

The Annual Health & Medical Record, Parts A & B is required for all participants of Winter Camp. You can find the form on the National BSA website here:

<http://www.scouting.org/scoutsource/healthandsafety/ahmr.aspx>

## Special Dietary Needs

If you or a Scout have dietary needs, please complete the **Special Needs Form** and submit to the Camping Dept. at least a week before camp.

The camp kitchen can provide meals that consider common dietary needs such as vegetarian, peanut free or gluten free. If there are more involved restrictions you can bring your own special foods and store them in the camp kitchen where refrigeration is available.

## Be Prepared!

The weather this time of year can be challenging, so plan accordingly. Between Nov. 1 and April 1, the WSDOT requires tire chains in every vehicle without all wheel drive in the Cascades. The camp elevation is 2,500 feet and weather can be variable. You can check weather conditions through [wsdot.com](http://wsdot.com).

The parking lot is small. Carpool as much as you can. No cars are allowed past the parking lot. You will need to pack your gear about 100 yards to your cabin. Carts are available at camp for your convenience.

Weather conditions at camp can change. Plan to bring clothing suited for cold and wet weather.





BOY SCOUTS  
OF AMERICA®  
CHIEF SEATTLE COUNCIL

## CHIEF SEATTLE COUNCIL SPECIAL NEEDS FORM

Use this form to notify camp staff of any medical, dietary or physical needs members of your unit may have during your camp session. The Council will make every reasonable effort to accommodate requests. Options are served for vegetarian, gluten-free and peanut-free diets. However not every dietary need can be met. Cook staff are happy to store and prepare any special foods brought. No peanut oil or other products with peanuts are used. Regardless of your need, including CPAP machines, please complete form and send within 2 weeks of camp.

Use one form per person.

Scout/Adult in need: \_\_\_\_\_

Unit \_\_\_\_\_ Session \_\_\_\_\_ Reservation # \_\_\_\_\_ Camp \_\_\_\_\_

Contact: \_\_\_\_\_

Home Phone \_\_\_\_\_ Work/Cell \_\_\_\_\_

Email \_\_\_\_\_

Dietary Need: \_\_\_\_\_

\_\_\_\_\_  
\_\_\_\_\_  
\_\_\_\_\_

Medical/Physical Need: \_\_\_\_\_

\_\_\_\_\_  
\_\_\_\_\_  
\_\_\_\_\_

Please return this form no later than 1 week prior to your camp session to:

**Camping Dept. Chief Seattle Council, PO Box 440408, Seattle, WA 98114**  
**OR email to: [campingdept@seattlebsa.org](mailto:campingdept@seattlebsa.org)**  
**OR fax to: 206-725-2862**

**Questions? Call the Camping Dept. at 206-725-0361**



## AT CAMP



### Parking

**The camp parking lot is small so please carpool if possible.** Camp staff will direct you to the Lodge for check-in. Carts are available to transport gear into camp.

### Check-in

When you arrive, check in with the camp director at the main lodge. Please have the following ready:

- ◆ Annual Health & Medical form Parts A & B for each participant
- ◆ Roster of Participants if registered as a group
- ◆ Insurance information for out of council packs
- ◆ Any payment due


You will then be directed to your cabin. Female leaders will be housed in a separate cabin. If you leave camp for any reason, check out at the lodge.

Unless your pack has reserved an entire cabin, you will be grouped with other members of your pack but will likely be sharing a cabin with other packs.

### Arrival & Departure Information for Each Plan:

**Plan A**      **Fee \$110 each.** Friday arrival: between 6:30 and 9:00 pm. Eat dinner first. Includes 4 meals and two nights' lodging. Plan to depart Sunday by 11:00 am.

**Plan B**      **Fee \$100 each.** Saturday arrival: Eat breakfast first. Please plan to arrive by 8:30 am. Leaders meeting is around 10 am. Includes lunch, dinner & breakfast and one night's lodging. Plan to depart Sunday by 11:00 am.



# WHAT TO BRING

## Units

Roster of Participants - 2 COPIES PLEASE  
Black rubber inner tubes (compressed air available at camp)  
Crafts, games  
Advancement materials  
Scoutbooks  
First Aid kit  
Bicycle helmets (REQUIRED for tubing)

## Campers

Extra warm clothes (pants, socks, sweatshirt, etc.) They will get wet!  
Gloves & hats  
Waterproof boots  
Annual Health & Medical Record, Parts A & B (Scouts & adults)-BRING TO CAMP  
Sleeping bag  
Bicycle helmets  
Rain/snow gear  
Flashlight  
Toiletries  
\$50 for trading post and advancement offerings

**NOTE: Rubber inner tubes only. No sleds. Please leave your pets at home.**

**NO ALCOHOL OR ILLEGAL DRUGS AND MARIJUANA ALLOWED IN CAMP**

\*A limited amount of firewood is available for campfires\*







## ABOUT CAMP



Camp Sheppard is Chief Seattle Council's alpine camp located amid spectacular scenery on U.S. Forest land in the Mt. Rainier National Forest and minutes from Crystal Mountain ski resort on Highway 410.

### **Accommodations**

#### **Cabins**

All Scouts and adults are housed in nine heated A-frame cabins. Each contains 24 bunks with mattresses and electrical outlets. Scouts and male adults will be assigned to the same cabin. All female adults will be placed together in a separate cabin. Camp staff will indicate your cabin assignment upon your check in at camp. Unless you reserved a cabin if your pack is large it may be split between two cabins and you may be sharing with another pack.

Please keep the Camping Department informed of any changes in numbers, including female leaders attending camp. This impacts the manner in which sleeping space is allocated.

Lions are permitted attend with a male parent or guardian but overnight camps are not recommended at this young age. No non-Scout siblings, please.

\*A limited amount of firewood is available for campfires\*

#### **Restrooms**

Restrooms are centrally located, each with shower facilities.

#### **Dining Hall**

The camp Lodge serves as the dining hall as well as provides a warm haven for packs. All meals are served in the dining hall. The camp kitchen can provide meals that consider common dietary needs such as vegetarian, peanut free or gluten free. If there are more involved restrictions please complete and submit a Special Needs Form by a week before your session. You can make arrangements to bring your own special foods and store them in the camp kitchen where refrigeration is available.

### **POLICY ON PEANUT PRODUCTS AT CAMP**

No peanut products, including peanut oil, will be used in the meals, snacks, cracker barrels, or any other food service provided in the dining halls of Chief Seattle Council camps.

**While this prohibition is in place in the dining halls, those with allergies must be aware that camp trading posts may contain some peanut products.** It is also important to note that peanut products may be brought to camp by individual Scouts or leaders without the knowledge of the camp staff or the Chief Seattle Council.

## Leadership

Adult leaders are responsible for monitoring the behavior of youth Scout members. Two adult leaders, one who must be at 21 years old or older, and are BSA registered, are required. We usually recommend a 1 to 5 ratio for packs or dens but you can use your own discretion. Male and female leaders will have separate sleeping cabins, meaning your group may be split or in the case of 2 female leaders with large groups, you will need to arrange adult supervision with another attending pack. Each cabin will have a privacy zone for dressing. **Because of cabin sleeping arrangements, registration changes must be made with the Camping Department up to one week prior to your weekend stay.**

**We make every effort to place units in the same cabin, but unless you have bought out a cabin, due to space limitations if your unit is large it may need to be split between cabins.**

## Camp Activities

While at camp, Scouts will have the opportunity to participate in winter activities (weather-permitting), various advancement offerings, crafts, shooting sports, and relaxing during free time and cracker barrel. In the event of little or no snow, fun alternatives will be provided. The Daily Schedule is located on page 10.

### Tube Run

Operation of the tube run at Winter Camp depends on snow. If the tube run is open, compressed air is available to inflate your inner tubes. **All participants on the tube run are required to bring a helmet. Black rubber inner tubes only.** A few inner tubes are also available at camp to borrow for free, but we recommend you bring your own. **NO SLEDS PLEASE.**

### Trading Post

For your convenience the trading post will be open with snacks, craft items, t-shirts and more. Plan to bring around \$50 for trading post and advancement purchases.

## Advancement Offerings



The following is a list of the advancements offered at Winter Camp:

Artist  
Showman  
Readyman  
Craftsman  
Forester

Naturalist  
Outdoorsman  
Fitness  
Map and Compass  
Geologist

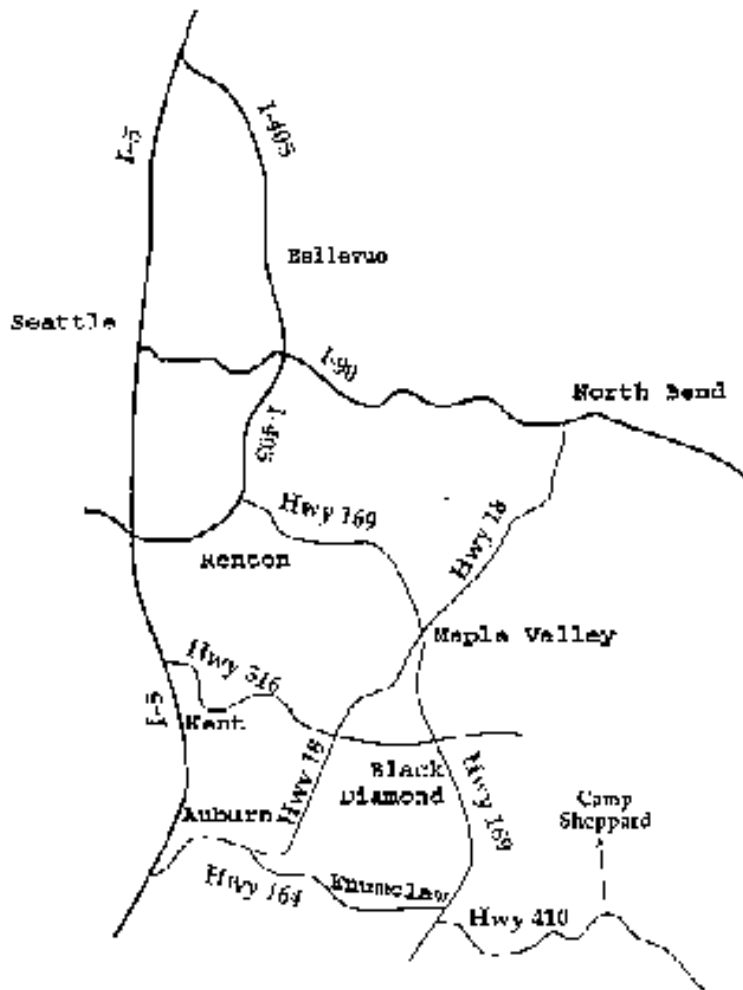
Packs can also bring their own materials or purchase them at the camp Trading Post to work on other advancements not offered at camp. The weekend schedule is located at the back of the information packet.



## Directions to Camp

From Seattle:

Take I-405 to Renton. Take Hwy. 169 exit (Maple Valley Hwy). Follow Hwy 169 through Maple Valley and Black Diamond to Enumclaw. Turn left in Enumclaw onto Hwy 164. This will lead into Hwy 410 at a light just beyond downtown Enumclaw. Go out Hwy 410 to 1/2 mile past milepost 52 and turn left into camp at the forest service Camp Sheppard sign (Forest Service Road #7155).




Camp Phone: 360-663-2223

Camp Address:  
Camp Sheppard  
65301 SR 410, Greenwater, WA 98022

**Between Nov. 1 and April 1, the WSDOT requires tire chains in vehicles without all-wheel drive on Highway 410**



# Camp Sheppard Cub Scout Winter Camp 2018 Schedule



Friday Night		
9:00	Leaders Meeting	Dining Hall
10:00	Units in Cabins	Campwide
11:00	Lights Out	Campwide
Saturday		
6:00	Polar Bear Hike	Dining Hall
7:00-7:30	1st Breakfast	Dining Hall
7:35-8:05	2nd Breakfast	Dining Hall
8:10-8:40	3rd Breakfast	Dining Hall
8:50	Flag Ceremony	Flag Pole
9:00-12:00	Program Areas Open	Campwide
12:00-12:30	1st Lunch	Dining Hall
12:35-1:05	2nd Lunch	Dining Hall
1:10-1:40	3rd Lunch	Dining Hall
2:00-5:00	Program Areas Open	Campwide
5:00	Flag Retreat	Flag Pole
5:10-5:40	1st Dinner	Dining Hall
5:45-6:15	2nd Dinner	Dining Hall
6:20-6:50	3rd Dinner	Dining Hall
7:00-8:00	Personal Free Time	
8:15	Assemble for Campfire	Flag Pole
After Campfire	Cracker Barrel	Dining Hall
10:30	In Cabin/ Lights Out	Campwide

Sunday		
6:00	Polar Bear Hike	Dining Hall
7:30	Flags	Flag Pole
After Flags	Scouts Own Service	Chapel
8:00-9:30	Breakfast	Dining Hall
8:00-9:30	Pack Up/ Check Out	Office Window
9:30	Closing Ceremonies	Flag Pole
<p><b>Have a Safe Trip Home!</b></p> <p><b>See You Next Year!</b></p>		

### Trading Post Hours

Friday 7:30pm-9:00pm  
Saturday 7:00am-8:00pm  
Sunday 8:00am-9:30am



For specific advancement needs,  
please ask any area director.

Area Schedule					
	Nature	Outdoor Skills	Scout Skills	Craft Lodge	Archery/BBs
9:00	Tracking	"Off the Grid" Games	Fire Building	Open Crafts	Open shoot
10:00	Weather	Cooking Demo	Whittling Chit	Craft Competi- tion	Skills class
11:00	Demo	Pioneering			
2:00	Forestry	Orienteering (Map & Compass)	Basic Knots	Arts	Open shoot
3:00			Whittling Chit	Open Crafts	Skills Class
4:00	Herbal Tea	Basic Survival			
10:00	Star Watch—Weather Permitting. Meet in front of Dining Hall				

**All Campers must check In and Out with the Office in the Dining Hall. Thank You!**